

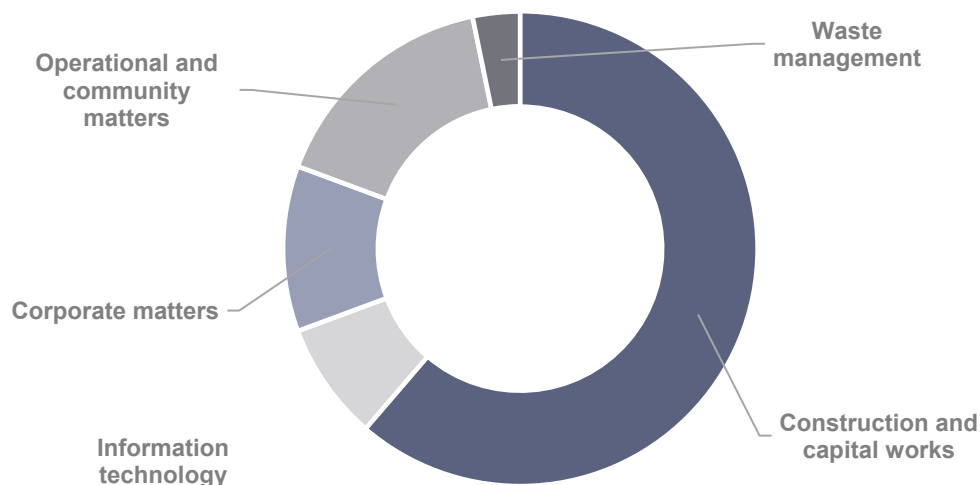
---

## Appendix two – Councils' procurement contracts

This section provides an overview of procurements valued at \$150,000 or more, as reported in the councils' publicly available annual reports for the financial years 2016–17 to 2018–19. This section also provides information on the procurements selected for in-depth examination. This includes the financial year in which the contract was executed, contract title or description, name of the supplier, and value of the contract as recorded in the contract registers. Contracts that were not reported in the councils' annual reports are marked in the list below as 'not disclosed in annual report'. Wollongong City Council excluded the goods and services tax (GST) when reporting contract values in its annual reports.

# Cumberland City Council

## Exhibit 9: Distribution of Cumberland City Council's number of contracts by category 1 July 2016 to 30 June 2019



Contract categories	Number of contracts	% of total number	Value of contracts (\$ million)	% of total value
Construction and capital works contracts	38	61.29	42.89	32.99
Information technology	5	8.06	7.25	7.25
Corporate matter contracts	7	11.29	1.53	1.18
Operational and community matters	10	16.13	8.20	6.31
Waste management	2	3.23	70.14	53.95
<b>Total</b>	<b>62</b>	<b>100.00</b>	<b>130.02</b>	<b>100.00</b>

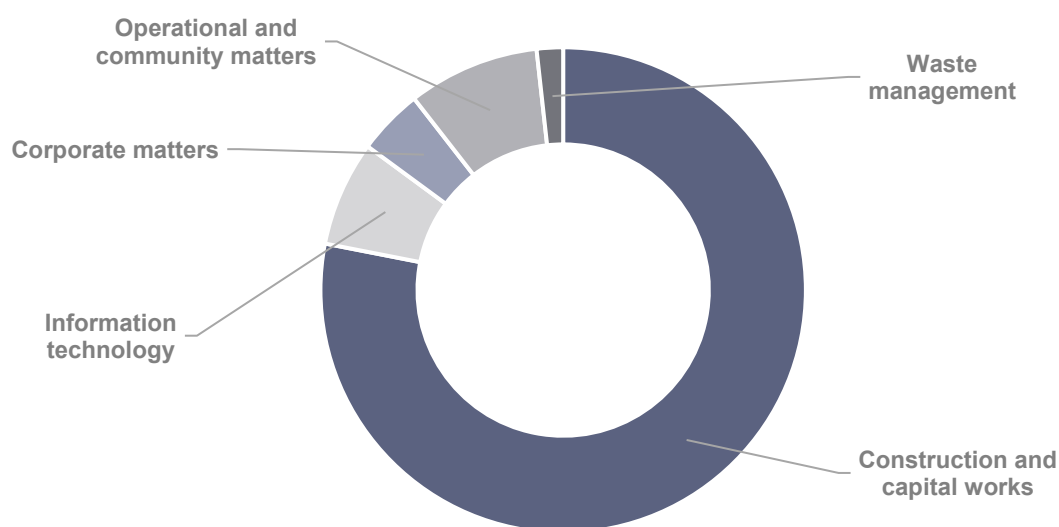
Source: Audit Office classification. Data on the contracts are from Cumberland City Council's GIPA register and annual reports for 2017–18 and 2018–19.

### Selected procurements

- 2016–17 – T-2017-002 – 'Project Management Services for Capital Projects' (for the establishment of a panel of project management consultants) – LT Urban Engineering Pty Ltd (not disclosed in annual report)
- 2017–18 – T-2016-028 – 'Waste Management Services' – URM Environmental Services \$68,121,313
- 2017–18 – T-2018-018 – 'Cumberland New Core Switch Replacement' – Thomas Duryea Logicalis Pty Ltd \$217,656 (not disclosed in annual report – breach of Section 217(1)(a2) of the Regulation)
- 2018–19 – T-2018-059 – 'Granville Multipurpose Centre - construction' – Stephen Edwards Constructions Pty Ltd \$24,570,611 (reported as \$22,336,919 in the annual report)
- 2018–19 – T-2019-005 – 'Gipps Road Asbestos Remediation Project' – RMA Contracting Pty Ltd \$474,968
- 2018–19 – Q-2019-001 – 'Cumberland Local Housing Study Project' – Urbis Pty Ltd \$128,073 (not disclosed in annual report – below reporting threshold).

## Georges River Council

**Exhibit 10: Distribution of Georges River Council's number of contracts by category  
1 July 2016 to 30 June 2019**



Contract categories	Number of contracts	% of total number	Value of contracts (\$ million)	% of total value
Construction and capital works contracts	89	78.07	88.32	69.85
Information technology	8	7.02	3.15	2.49
Corporate matter contracts	5	4.39	4.97	3.93
Operational and community matters	10	8.77	4.11	3.25
Waste management	2	1.75	25.89	20.48
<b>Total</b>	<b>114</b>	<b>100.00</b>	<b>126.44</b>	<b>100.00</b>

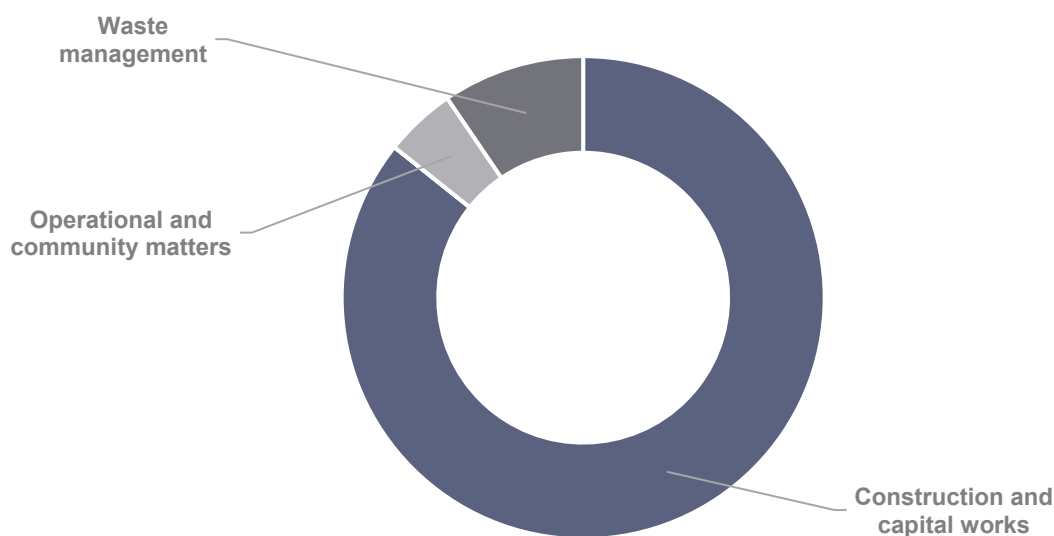
Source: Audit Office classification. Data on the contracts are from Georges River Council's annual reports for 2016–17, 2017–18 and 2018–19.

### Selected procurements

- 2016–17 - T16/029 – 'Library Services Integrated Library Management System' – Civica Pty Ltd \$396,523
- 2016–17 - T16/027 – 'Architectural Services - Hurstville Central Plaza' – Architectural Consultancy Services – Group GSA Pty Ltd \$199,095 (reported as \$184,095 in the annual report)
- 2018–19 – T18/015 (A) & T18/015 (B), T10/805, T2017-09 – 'Waste Services' – Suez Veolia TIC (Soft landing) \$88,966,155 (reported as \$17,793,231 in the annual report)
- 2018–19 – T18/016 – 'Forest Road Hurstville - Footpath Upgrade - Stage 2' – KK Consultants Pty Ltd (trading as KK Civil Engineering) \$988,873
- 2018–19 – T18/024 – 'Manufacture and Installation of Georges River Council Branded Signage' – Cunneen Signs \$273,427
- 2018–19 – T18/017 – 'Georges River Council - Stormwater Pipe Relining Works' – Insituform Pacific Pty Ltd \$217,801.

# Lockhart Shire Council

## Exhibit 11: Distribution of Lockhart Shire Council's number of contracts by category 1 July 2016 to 30 June 2019



Contract categories	Number of contracts	% of total number	Value of contracts (\$ million)	% of total value
Construction and capital works contracts	18	85.71	8.96	88.99
Information technology	--	--	--	--
Corporate matter contracts	--	--	--	--
Operational and community matters	1	4.76	0.93	0.93
Waste management	2	9.52	0.17	1.73
<b>Total</b>	<b>21</b>	<b>100.00</b>	<b>10.07</b>	<b>100.00</b>

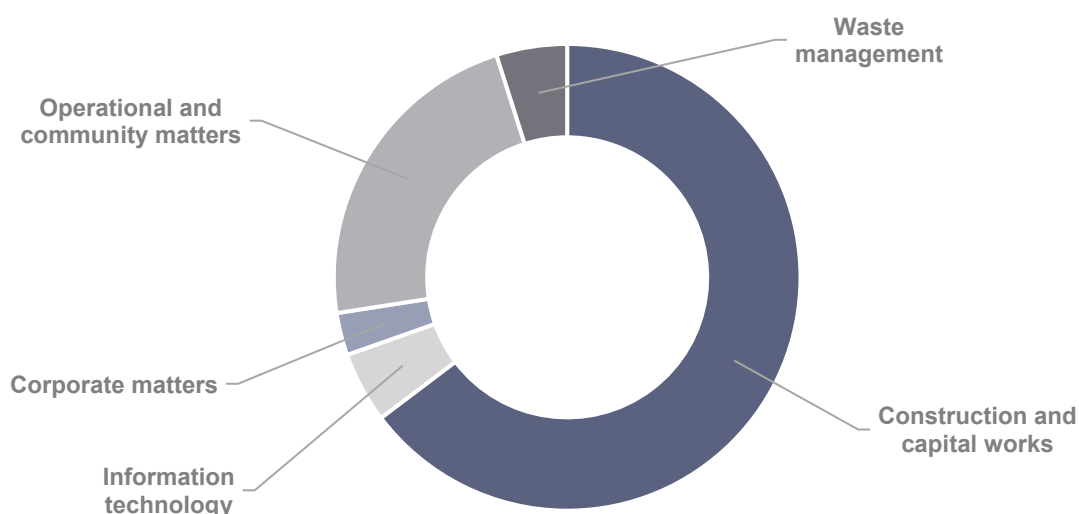
Source: Audit Office classification. Data on the contracts are from Lockhart Shire Council's annual reports for 2016–17, 2017–18 and 2018–19.

### Selected procurements

- 2016–17 – 'Spray Sealing & Emulsion' – State Asphalt Services \$1,114,139
- 2017–18 – 'Replacement of The Rock and Lockhart swimming pools' – Total Creations and Solutions \$3,355,300 excluding GST (reported as \$1,070,782 in the annual report)
- 2017–18 – 'Lockhart Flood Mitigation Works - Government Dam Upgrade and Levee Construction' - Scott Newbery Earthmoving Pty Ltd \$469,095 (reported as \$457,510 in the annual report)
- 2018–19 – T20-005 251/18 – 'Spray sealing contract for 2018–19' – Downer EDI Ltd \$635,000 (reported as two separate contracts valued at \$180,997 and \$730,079 respectively in the annual report)
- 2018–19 – S/I13-005 252/18 – 'Supply of the asset management system software AssetFinda' – AssetFinda \$56,000 (not disclosed in annual report – below reporting threshold)
- 2018–19 – LD2-A 201/17 – 'Management of the Lockhart Swimming Pool for the 2017–18 and 2018–19 swimming seasons' – Tammy Lenon \$22,000 (not disclosed in annual report – below reporting threshold).

## Tweed Shire Council

**Exhibit 12: Distribution of Tweed Shire Council's number of contracts by category**  
1 July 2016 to 30 June 2019



Contract categories	Number of contracts	% of total number	Value of contracts (\$ million)	% of total value
Construction and capital works contracts	66	64.71	71.98	48.63
Information technology	5	4.90	1.86	1.26
Corporate matter contracts	3	2.94	6.43	4.35
Operational and community matters	23	22.55	26.78	18.09
Waste management	5	4.90	40.95	27.66
<b>Total</b>	<b>102</b>	<b>100.00</b>	<b>148.02</b>	<b>100.00</b>

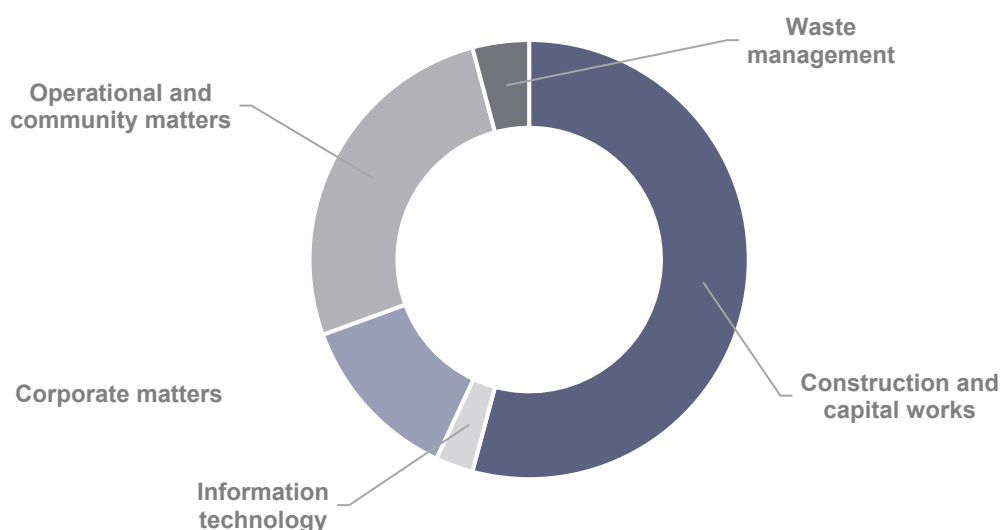
Source: Audit Office classification. Data on the contracts are from Tweed Shire Council's annual reports for 2016–17, 2017–18 and 2018–19.

### Selected procurements

- 2018–19 - RFO2019065 – 'Supply of Water Treatment Chemicals' - Ixom Operations Pty Ltd, Chemprod Nominees Pty Ltd (trading as Omega Chemicals), Innovative Water Care, Grenof, BTX Group Pty Ltd \$5,000,000
- 2018–19 - RFO2019033 – '2018–19 Asphalt Resurfacing Programme' - East Coast Asphalt and Concrete Edging \$1,763,367
- 2018–19 - RFO2019062 – 'Gallery Cafe Lease Tender' – All offers rejected
- 2019–20 - RFO2019087 – 'New Automated Parking Compliance Technology' – Duncan Solutions Australia \$360,864 (the 2019–20 annual report has not been published when this report is finalised)
- 2019–20 - RFO2019041 – 'Supply of Leadership Training Services' – SWC Group Pty Ltd (trading as Great Managers) \$250,000 (the 2019–20 annual report has not been published when this report is finalised)
- Business relationship and arrangements with JHA Recruitment & Staff @ Work P/L – 12,416 purchases (with individual amounts up to \$229,249) during 1 July 2016 to 30 June 2019 (reported as \$3,000,000 with Spinifex Recruiting in the annual report).

## Waverley Council

**Exhibit 13: Distribution of Waverley Council's number of contracts by category 1 July 2016 to 30 June 2019**



Contract categories	Number of contracts	% of total number	Value of contracts (\$ million)	% of total value
Construction and capital works contracts	39	54.17	52.28	79.26
Information technology	2	2.78	0.86	1.30
Corporate matter contracts	9	12.50	3.11	4.71
Operational and community matters	19	26.39	8.30	12.59
Waste management	3	4.17	1.41	2.14
<b>Total</b>	<b>72</b>	<b>100.00</b>	<b>65.96</b>	<b>100.00</b>

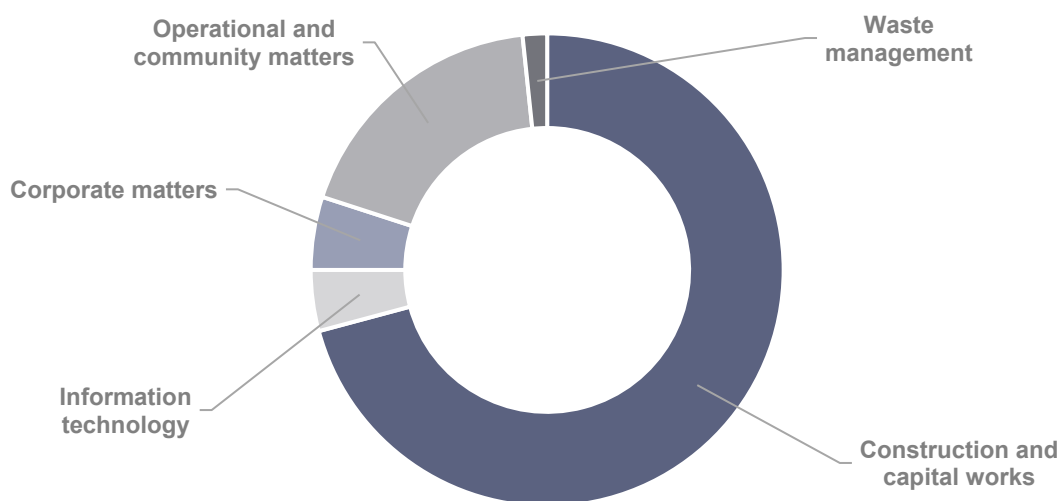
Source: Audit Office classification. Data on the contracts are from Waverley Council's annual reports for 2016–17, 2017–18 and 2018–19.

### Selected procurements

- 2018–19 – D19/50343 – 'Bondi Junction Cycleway Construction Services' - Ford Civil Contracting Pty Ltd \$26,046,151
- 2018–19 - D18/90268 – 'Supply & Delivery of Tipper Trucks (Maintenance & Construction)' – Hino Motor Sales Australia Pty Ltd \$291,479
- 2018–19 – D18/86458 – 'Open Space and Recreation Strategy Consultancy Services' – Arup Pty Ltd \$199,980
- 2018–19 – D18/75497 – 'Tipper Trucks (Parks)' - Hino Motor Sales Australia Pty Ltd \$186,851
- Business relationship and arrangements with Hays Specialist Recruitment (Australia) – 3,793 purchase orders (with individual amounts up to \$12,100) during 1 July 2016 to 30 June 2019 (not disclosed in annual report – breach of Section 217(1)(a2) of the Regulation)
- Business relationship and arrangements with Stateline Asphalt Pty Ltd – five purchase orders (with individual amounts up to \$174,895) during 1 July 2016 to 30 June 2019 (not disclosed in annual report – breach of Section 217(1)(a2) of the Regulation).

# Wollongong City Council

**Exhibit 14: Distribution of Wollongong City Council's number of contracts by category**  
1 July 2016 to 30 June 2019



Contract categories	Number of contracts	% of total number	Value of contracts (\$ million)	% of total value
Construction and capital works contracts	85	70.83	117.92	89.14
Information technology	5	4.17	2.41	1.82
Corporate matter contracts	6	5	4.00	3.03
Operational and community matters	22	18.33	6.74	5.10
Waste management	2	1.67	1.22	0.92
<b>Total</b>	<b>120</b>	<b>100.00</b>	<b>132.29</b>	<b>100.00</b>

Source: Audit Office classification. Data on the contracts are from Wollongong City Council's annual reports for 2016–17, 2017–18 and 2018–19. The reported contract values exclude goods and services tax (GST).

## Selected procurements

- 2015–16 – E4581 – 'Purchase of Waste Compactor Truck' – Bucher Municipal Pty Ltd \$265,732
- 2016–17 – T17/04 – 'Coalcliff Rock Pool Refurbishment' – Dynamic Civil Pty Ltd \$778,705
- 2016–17 – E4907 – 'Investigation & Concept Design of Ursula Road Scheme' – SMEC Australia \$145,057 (not disclosed in annual report – below reporting threshold)
- 2018–19 – T17/65 – 'West Dapto Access - Fowlers Road to Fairwater Drive – Stages 2 and 3 – Construction of bridge, road and intersection works including service relocation' – Abergeldie Contractors Pty Ltd \$39,907,718
- 2018–19 - NC0011 – 'Community Transport' – Ledale Pty Ltd (trading as Canty's Bus Rentals) \$180,000
- 2018–19 – T18/31 – 'Hill 60 Conservation Management Plan and Aboriginal Cultural Heritage Assessment Report Consultancy' – Niche Environment and Heritage Pty Ltd \$101,701 (not disclosed in annual report – below reporting threshold).